Delivering Quality. It's Tradition.

GRAY OFFSHORE

ABS OCEAN CLASS BARGE: JULIUS
SPECIFICATIONS



300' x 100' x 19'–10" ABS Classed Ocean Deck Barge

BARGE DESCRIPTION
Year Built 2013
Length Overall 300'-0'"
Breadth 100'-0"
Depth 19'-10"
Three (3) Longitudinal Corrugated Bulkheads
Seven (7) Transverse Bulkheads (5 Corregated)
Two (2) Plate with Stiffeners
32 Watertight Compartments

SCANTLING AND PLATE SIZES
Deck plate 3/4" plate
Side plate 1/2" plate
Bottom plate 1/2" and 5/8" plate
Headlog 1" plate
Transom 1" plate
Bulkheads 3/8" plate
Deck Longitudinals 8" x 4" x 1/2" angle
Side Longitudinals 6" x 4" x 3/8" angle
Bottom Longitudinals 6" x 4" x 3/8" angle
Deck Transverse Girder 28" x 6" x 7/16" flanged plate
Side Transverse Girder 24" x 5" x 3/8" flanged plate
Bottom Transverse Girder 24" x 5" x 3/8" flanged plate
Vertical Stanchions WT 12 x 79#
Diagonal Stanchions WT 9 x 43#

CLASSIFICATION
Barge built and classed to ABS Ocean Service

DECK PAYLOAD
6,000psf Uniform Deck Payload

DECK FITTINGS
Four (4) 12" double bitts (all bitts recessed)
Two (2) 10" double bitts (all bitts recessed)
Twelve (12) 48" kevels
Thirty two (32) 20" diameter flush-mounted, single bolt manholes
Thirty two (32) vertical access ladders, i.w.o. manholes
Three (3) towing pad eyes
Two (2) navigation stands
Two (2) skegs

HULL PROTECTION
Three (3) horizontal rows of ½" formed plate rub rail are installed on each side of vessel

J.R. GRAY BARGE, INC. | Tel: 985.873.2923 | Fax: 985.873.3176 | **www.graybarge.com**
Location: 304 Dean Court, Houma, LA 70363 | Mailing Address: P. O. Box 4198, Houma, LA 70361

Delivering Quality. It's Tradition.

GRAY OFFSHORE

ABS OCEAN CLASS BARGE: JULIUS
SPECIFICATIONS

	US UNIT	METRIC UNIT
Summer Load Line Keel Draft	15'-10"	4.82 m
Summer Load Line Displacement	11,807 lt	11,996 mt
Dead Weight Capacity	9,842 lt	10,000 mt
Lightship Draft (mean)	3.057' @ lcf	0.932 m @ lcf
Lightship Displacement	1,965 lt	1,997 mt
Lightship LCG	154.61 ft aft of f.p.	47.1 m
Lightship VCG Above Baseline	11.9'	3.63 m
Draft Mark Locations-Forward of Transom		
Aft Marks	32'-0" fwd of transom	9.75 m
Fwd Marks	242'-0" fwd of transom	73.8 m
Maximum Allowable Still Water Bending Moments	+/- 97,297 lt-ft	30,132 mt-m
Maximum Allowable Still Water Shear Force	+1,616 lt @ 201 aft	+1,642 mt @ 61.3 m aft
	-1,415 lt @ 114 aft	-1,438 mt @ 34.7 m aft
Uniform Deck Deck Load Rating	6,000 lbs/ft^2	30 mt/m^2
Transverse Frames:		
Uniform Linear Load	57.3 kips/ft	85.3 mt/m
Point Load	239 kips	108 mt
Transverse Bulkheads:		
Uniform Linear Load	34.3 kips/ft	51.1 mt/m
Point Load	790 kips	358 mt
Longitudinal Bulkheads		
Uniform Linear Load	43.8 kips/ft	65.2 mt/m
Point Load	527 kips	239 mt
Intersection of Structures:		
Transverse Bulkhead and Longitudinal Bulkheads	1048 kips	475 mt
Transverse Frame and Longitudinal Bulkhead	527 kips	239 mt

J.R. GRAY BARGE, INC. | Tel: 985.873.2923 | Fax: 985.873.3176 | **www.graybarge.com**
Location: 304 Dean Court, Houma, LA 70363 | Mailing Address: P. O. Box 4198, Houma, LA 70361

GRAYGRAY

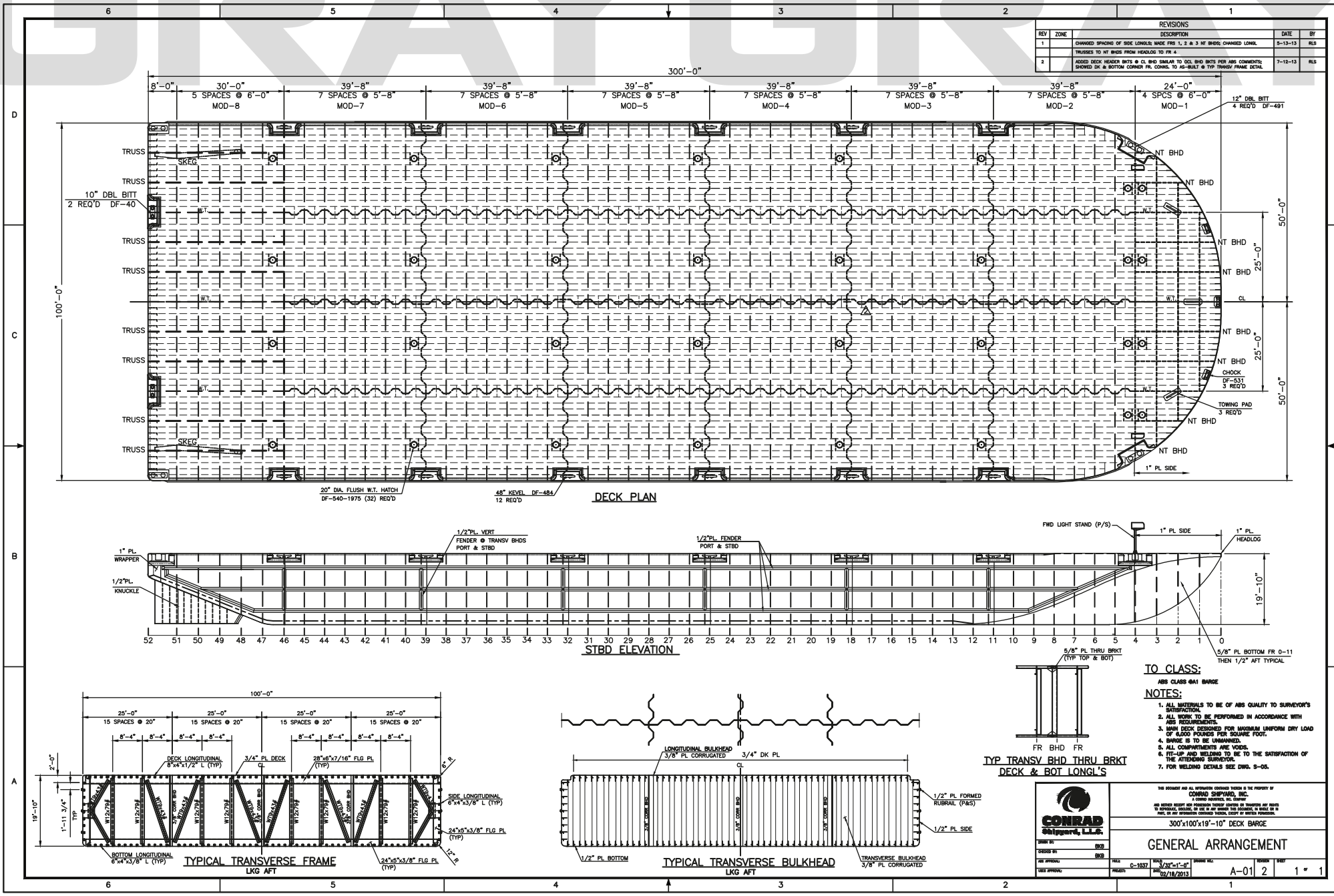

GRAY OFFSHORE ABS OCEAN CLASS BARGE: JULIUS GENERAL ARRANGEMENT

www.graybarge.com

GRAY GRAY

REVISIONS				
REV	ZONE	DESCRIPTION	DATE	BY

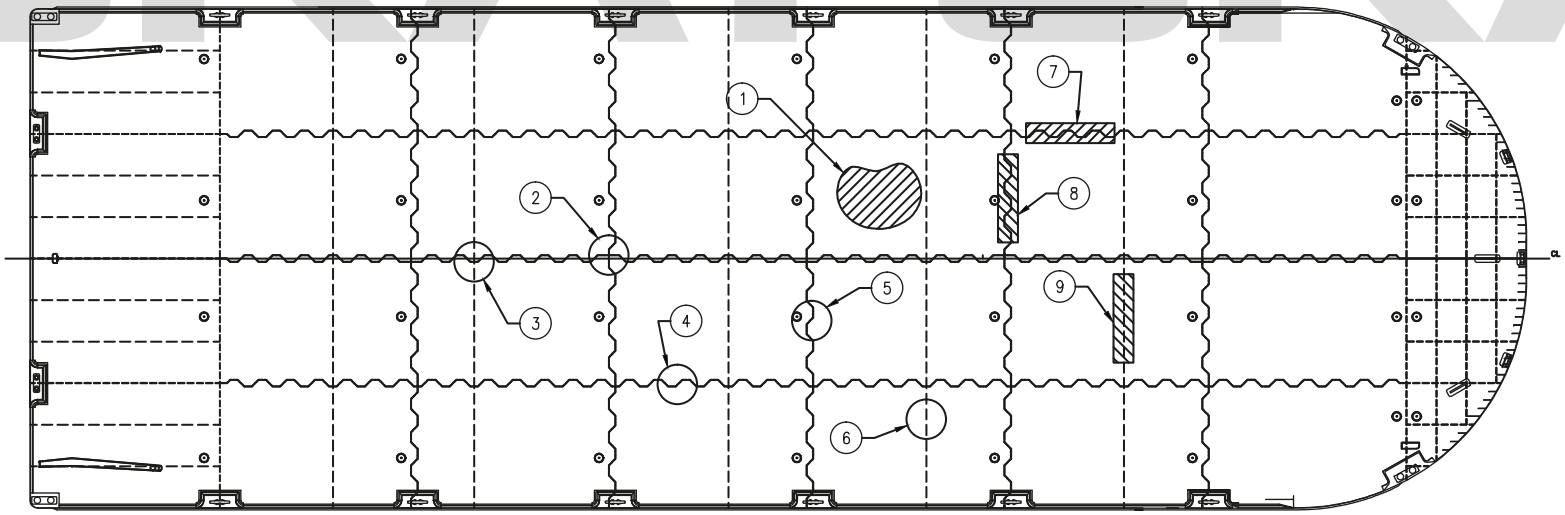

LOAD DISTRIBUTION TYPE AND LIMITS

1. UNIFORM DECK LOAD ANYWHERE = 6000 LBS/FT 2 (30 T/M2)
2. INTERSECTION LONGITUDINAL BULKHEAD AND TRANSVERSE BULKHEAD = 1048 KIPS (475 T)
3. INTERSECTION TRANSVERSE FRAME AND LONGITUDINAL BULKHEAD = 527 KIPS (239 T)
4. ANYWHERE ON LONGITUDINAL BULKHEAD =527 KIPS (239 T)
5. ANYWHERE ON TRANSVERSE BULKHEAD = 790 KIPS (358 T)
6. ANYWHERE ON TRANSVERSE FRAME = 239 KIPS (108 T)
7. LINE LOAD ON LONGITUDINAL BULKHEAD = 43.8 KIPS/FT (65.2 T /M)
8. LINE LOAD ON TRANSVERSE BULKHEAD = 34.3 KIPS/FT (51.1 T /M)
9. LINE LOAD ON TRANSVERSE FRAME = 57.3 KIPS/FT (85.3 T /M)

NOTES

1. FACTOR OF SAFETY OF 2.0 USED FOR BHD. BUCKLING.

CONRAD Shipyard, L.L.C.

THIS DOCUMENT AND ALL INFORMATION CONTAINED THEREIN IS THE PROPERTY OF CONRAD SHIPYARD, INC. A CONRAD INDUSTRIES, INC. COMPANY AND NEITHER EXCEPT WITH PERMISSION THEREOF CONVEYS OR TRANSFERS ANY RIGHTS TO REPRODUCE, DISCLOSE, OR USE IN ANY MANNER THIS DOCUMENT, IN WHOLE OR IN PART, OR ANY INFORMATION CONTAINED THEREIN, EXCEPT BY WRITTEN PERMISSION.

300'x100'x19'-10" DECK BARGE

DECK LOAD DIAGRAM

DRAWN BY:	MA					
CHECKED BY:	RRM					
ABS APPROVAL:		HULL: C-1037	SCALE: NTS	DRAWING NO.: A-06	NUMBER: 0	SHEET: 1 OF 1
USCG APPROVAL:		PROJECT:	DATE: 12/30/2013			

GRAY OFFSHORE ABS OCEAN CLASS BARGE: JULIUS DECK LOAD DIAGRAM

GRAY GRAY

REVISIONS				
REV	ZONE	DESCRIPTION	DATE	BY

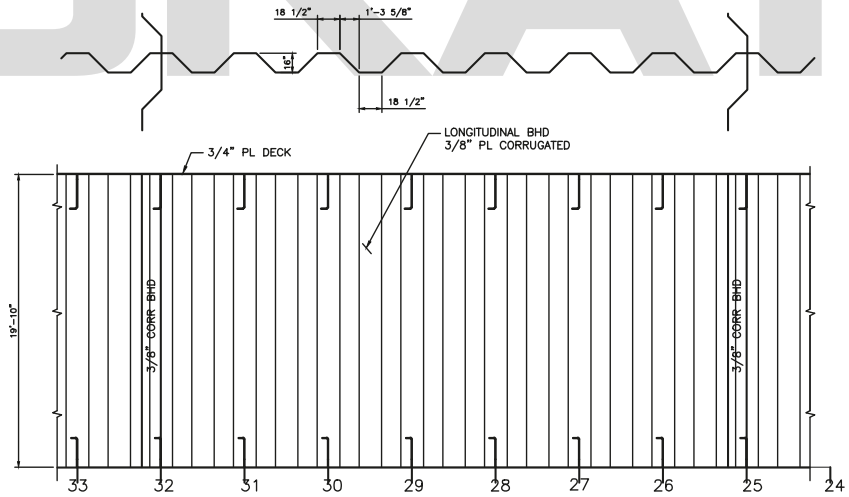

LONGL WT CORR BHD IN MIDBODY

TYPICAL AT CENTERLINE & 25'-0" OCL P/S FR. 4-46

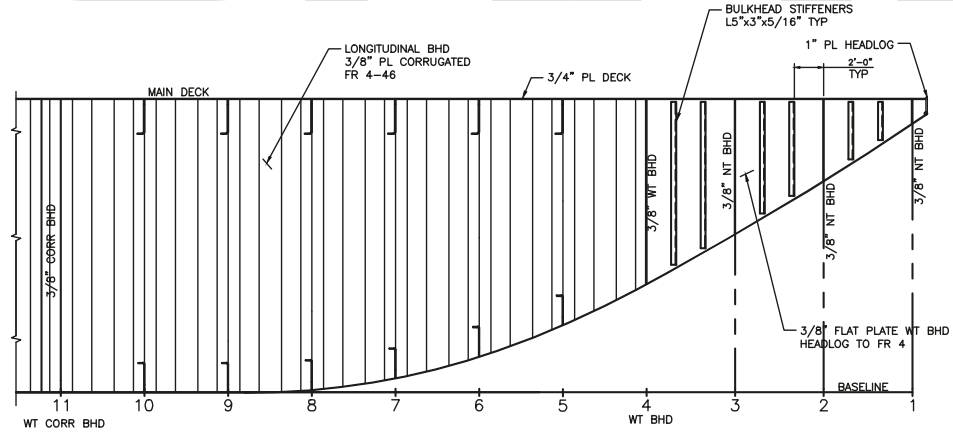

LONGL WT BHD 25'-0" OCL P/S

PORT SHOWN LOOKING OUTBOARD-STBD SIMILAR BUT MIRROR IMAGE

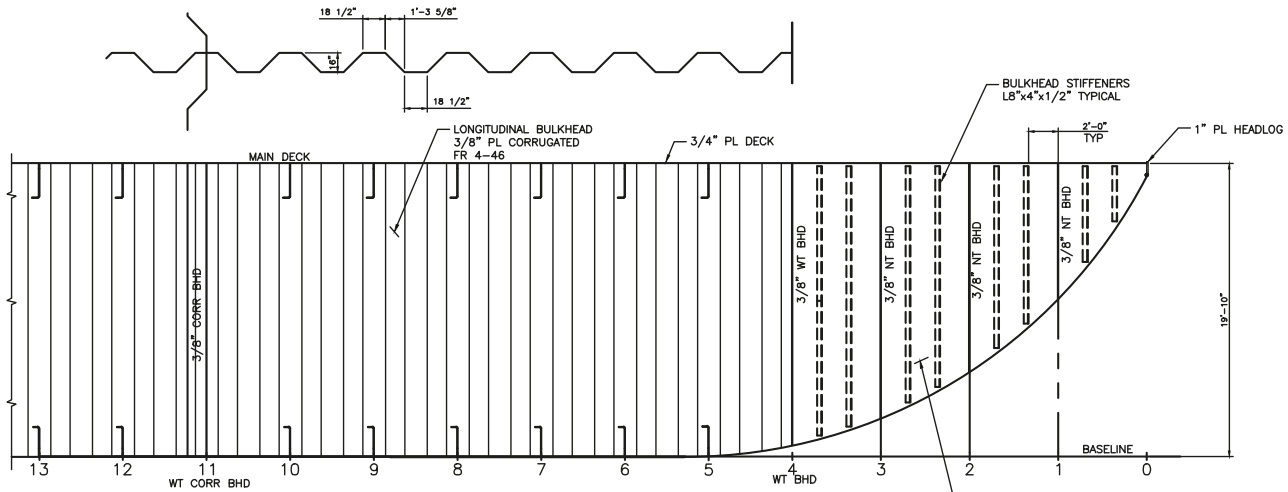

LONGL WT BHD @ C.L.

LOOKING TO PORT

NOTE: FOR WELDING DETAILS SEE DWG S-05.

THIS DOCUMENT AND ALL INFORMATION CONTAINED THEREIN IS THE PROPERTY OF CONRAD SHIPYARD, LLC. A CONRAD INDUSTRIES, INC. COMPANY AND RECEIVES RECEIPT NOR POSSESSION THEREOF CONFERS OR TRANSFERS ANY RIGHTS TO REPRODUCE, DISCLOSE, OR USE IN ANY MANNER THIS DOCUMENT, IN WHOLE OR IN PART, OR ANY INFORMATION CONTAINED THEREIN, EXCEPT BY WRITTEN PERMISSION.

CONRAD Shipyard, LLC.

300'x100'x19'-10" DECK BARGE

LONGITUDINAL SECTIONS

DRAWN BY	RLS					
CHECKED BY	RRN					
JOB APPROVAL:		FILE: C-1037	SCALE: 1/4"=1'-0"	DRAWING NO.: S-04	REVISION: 0	SHEET: 2 of 4
USCG APPROVAL:		PROJECT:	DATE: 5-13-13			

GRAY GRAY

REVISIONS				
REV	ZONE	DESCRIPTION	DATE	BY

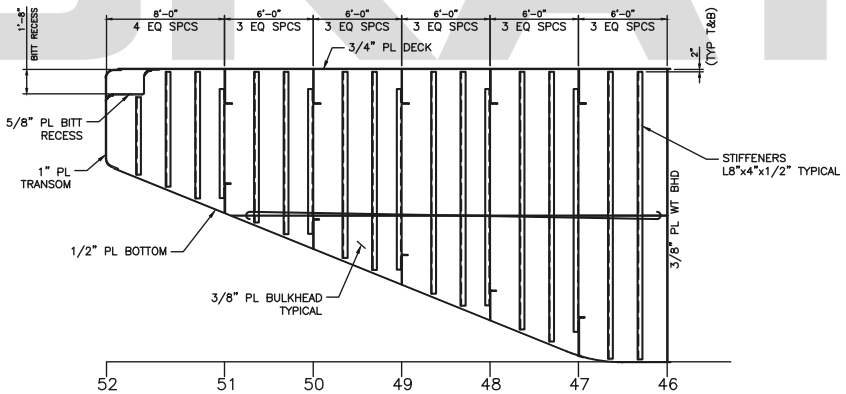

LONGL WT BHD 25'-0" OCL

PORT SIDE SHOWN LOOKING OUTBOARD
STBD SIDE SIMILAR BUT MIRROR IMAGE

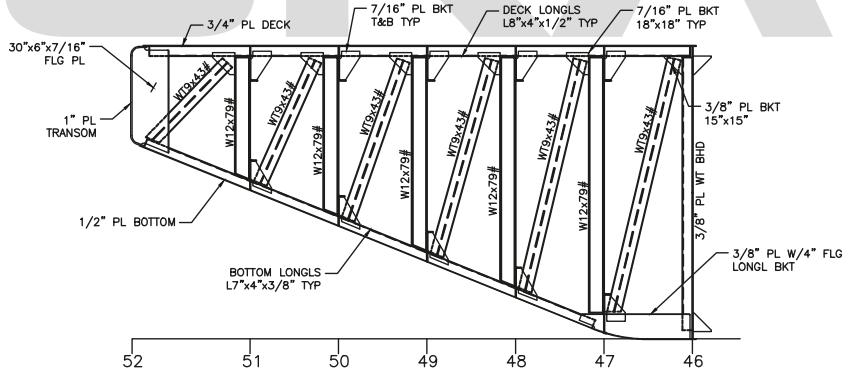

LONGL TRUSS 8'-4" OCL

STBD SIDE SHOWN LOOKING INBOARD

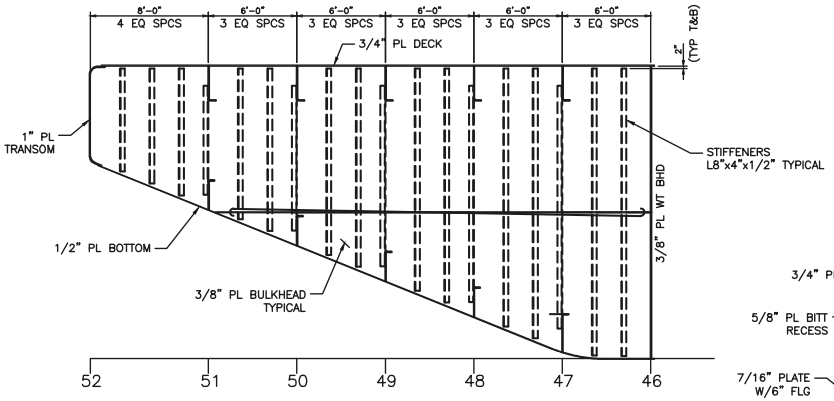

LONGL WT BHD @ CENTERLINE

LOOKING TO PORT

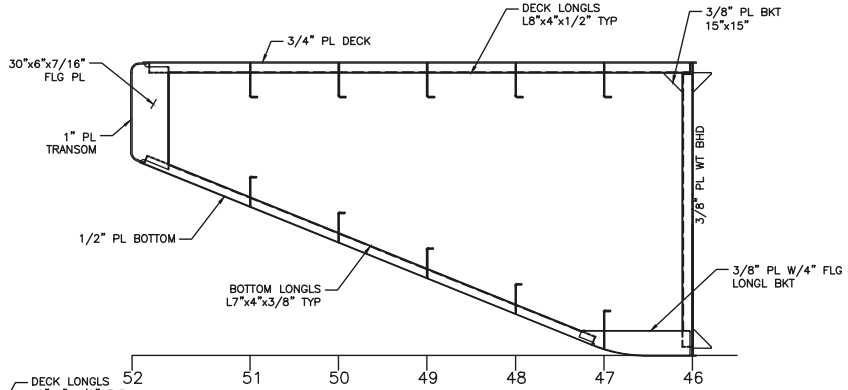

TYPICAL LONGL FRAME AFT

STBD SIDE SHOWN LOOKING INBOARD

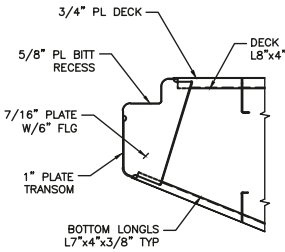

TYPICAL LONGL FRAME AFT IWO BITT RECESS

STBD SIDE SHOWN LOOKING INBOARD

NOTE: FOR WELDING DETAILS SEE DWG S-05.

CONRAD Shipyard, L.L.C.

THIS DOCUMENT AND ALL INFORMATION CONTAINED THEREIN IS THE PROPERTY OF CONRAD SHIPYARD, LLC. A CONRAD INDUSTRIES, INC. COMPANY AND NEITHER RECEIPT NOR POSSESSION THEREOF CONFERS OR TRANSFERS ANY RIGHTS TO REPRODUCE, DISCLOSE, OR USE IN ANY MANNER THIS DOCUMENT, IN WHOLE OR IN PART, OR ANY INFORMATION CONTAINED THEREIN, EXCEPT BY WRITTEN CONSENT.

300'x100'x19'-10" DECK BARGE

LONGITUDINAL SECTIONS

DRAWN BY: RLS					
CHECKED BY: RRN					
AIM APPROVAL:	HULL: C-1037	SCALE: 1/4"=1'-0"	DRAWING NO.: S-04	REVISION: 0	SHEET: 1 of 4
TECH APPROVAL:	PROJECT:	DATE: 5-13-13			